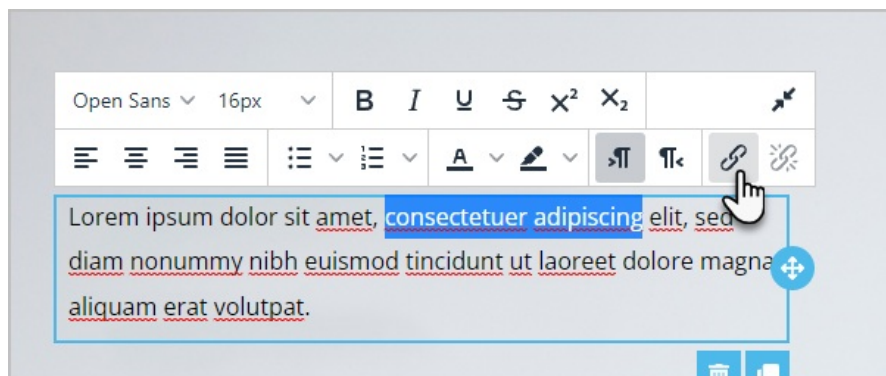
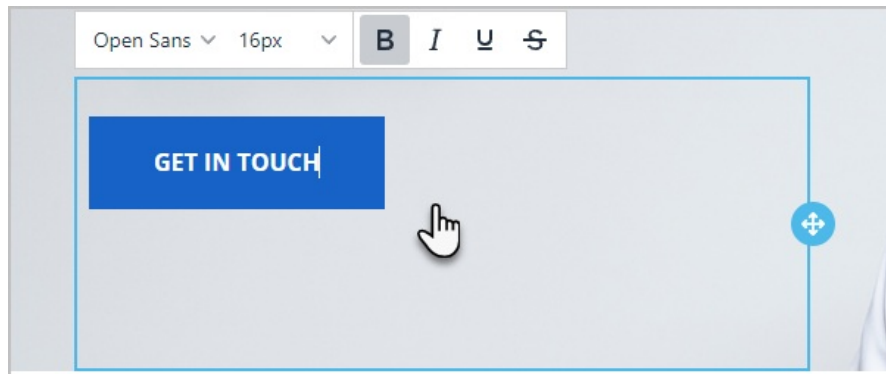


New Landing Pages - Add an anchor link

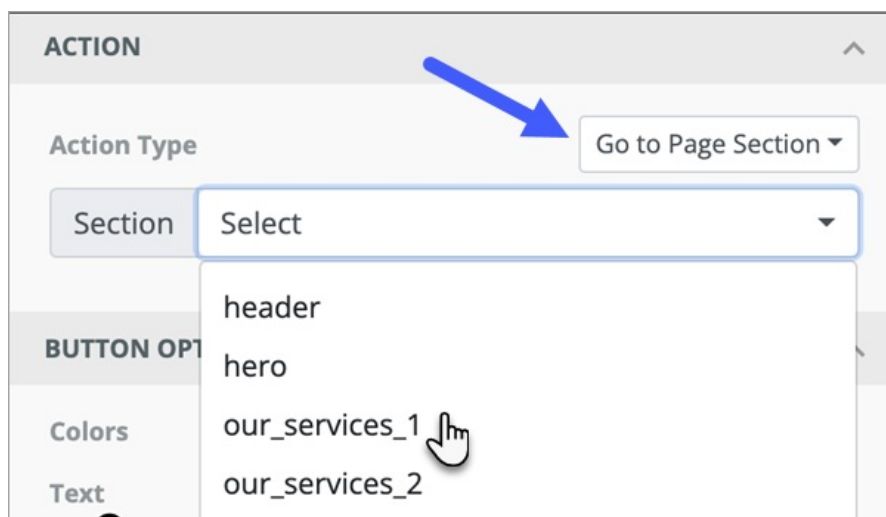
This article applies to:

You can add links in your landing pages that, when clicked, navigate the user to a specific section of your landing page. For example, you can add a button in the hero portion of a landing page that links them directly to a sign-up form. You can also highlight text and click the link button on the toolbar and link them to a specific section.

1. Click on a button object or highlight some text and click the link button.



2. Choose **Go to Page Section** in the drop-down and choose which section of the landing page you want to link to



3. To create a section, just click on an existing row, or drag over a new row section and scroll down the configuration section on the right side of the page to name or rename that section.

