

Campaigns renamed Advanced Automations in Keap[®]

This article applies to:

With the recent launch of Easy Automations, we identified a need for consistency and clarity in Keap as we take workflow automation to the masses. We then conducted research to determine how we could best present our tools for automation.

We are making the following changes to Campaigns in Keap on Nov. 5:

- Campaigns will be located within the “Automations” navigation menu item in an “Advanced” tab that exists alongside “Easy” automations
- Campaigns will be referred to as “advanced automations”

FAQs

What will the changes look like in Keap apps?

See the final pages of this document for before and after images of the side navigation panel and the advanced automations tab.

Will the functionality of the Campaign Builder be impacted by these changes?

No, the Campaign Builder’s functionality will be unaffected. However, when speaking about the Campaign Builder in Keap, we will instead use the term “advanced automation builder” and refer to “campaigns” as “advanced automations”.

Will any changes be made to Keap Max Classic?

No. We will not be changing any naming conventions for Keap Max Classic because that edition does not include an “easy” form of automation.

Will Keap Lite users be able to access advanced automations?

No. Keap Lite users will not see the Easy and Advanced tabs or any advanced










automation templates. Lite users will only have access to Easy Automations.

How did you decide on these names?

We conducted a study where participants watched demonstrations of Easy Automations and the Campaign Builder, then asked participants to name each feature and explain why they chose that name.

What will this look like in my Keap app?

Refer to the examples below.

Navigation menu	
Before Nov. 5	On Nov. 5
 Broadcasts	 Broadcasts
 Automations	 Automations
 Pipeline	 Pipeline
 Campaigns	
 Reports	 Reports

Campaigns list				
Before Nov. 5				
<h2>Campaigns</h2>		Strategy guide	Build your own	
My Campaigns Templates				
<input type="text" value="Search my campaigns"/>				
Untitled Campaign Draft		-- Total contacts	-- Opens	-- Clicks ...
Landing page campaign Draft		-- Total contacts	-- Opens	-- Clicks ...
Untitled Campaign Draft		-- Total contacts	-- Opens	-- Clicks ...
On Nov. 5				

Advanced tab and template library (no automation selected):

My automations +

Easy **Advanced**

- CUS-8000 Published
- nick campaign Published
- nick 2 Published
- David's Campaign Published

Automation Templates

Free consultation +

When a public form is submitted

Then send (Free consultation) email

Ask new customers for a review +

When any product is purchased

Then wait 7 days and send (Request review) email

Yearly birthday greetings +

Send you contact a birthday greeting each year

Deal follow up +

Get reminded to follow up on inactive deals

Advanced tab with an automation selected:

My automations +

Easy **Advanced**

- CUS-8000 Published
- nick campaign Published

× CUS-8000

Engagement

Contacts	Opens	Clicks
132	0.0%	0.0%

[View report](#)