

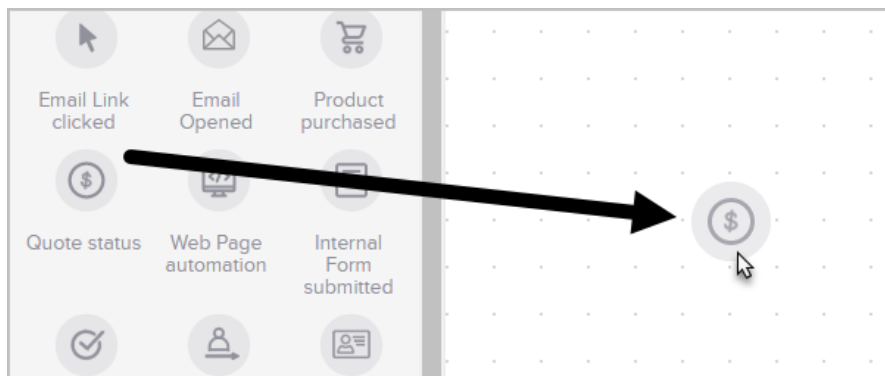
Goals - Quote Status

This article applies to:

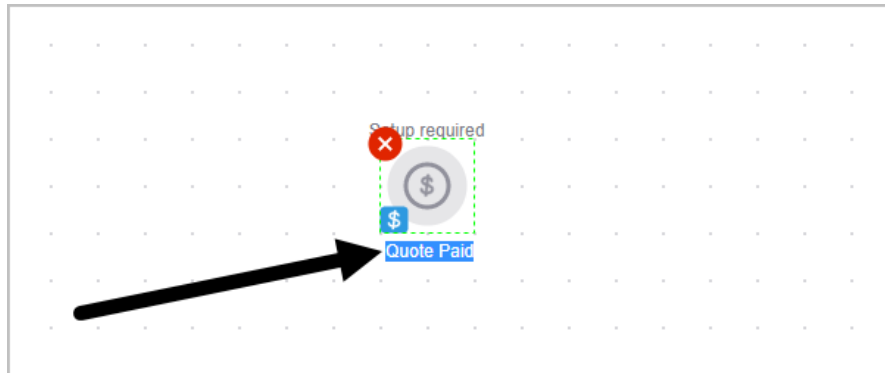
A Quote status goal can be achieved when a quote is:

- Sent = quote email is sent
- Viewed = quote is viewed online
- Accepted = quote is accepted

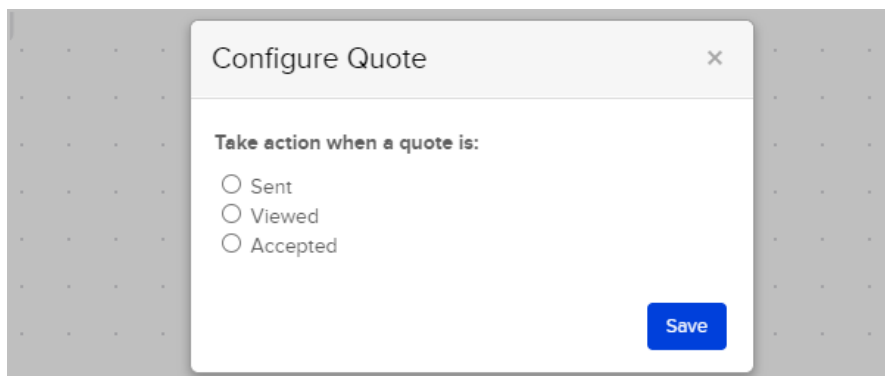
1. Click and Drag a goal onto the canvas



2. Optional: Double-click the name below the icon to customize it.



3. Double-click to select the Quote status



4. Click **Save**

Pro-Tip!

A purchase goal (entry point) can also be triggered if the quote being paid online includes the same product as the purchase goal (specific or any product)

