

Goals - API

This article applies to:

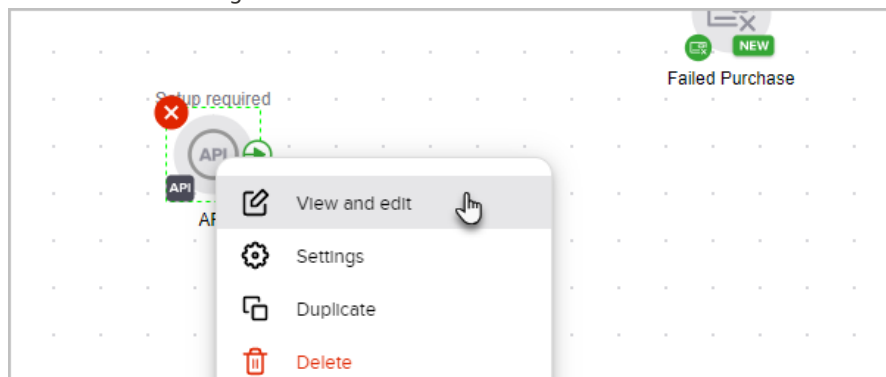
Max

API Goals connect your app integrations to your automation sequences. Configure your API goal, then connect the goal to a sequence. For example, check out how to create custom API goals when using the BigCommerce integration.

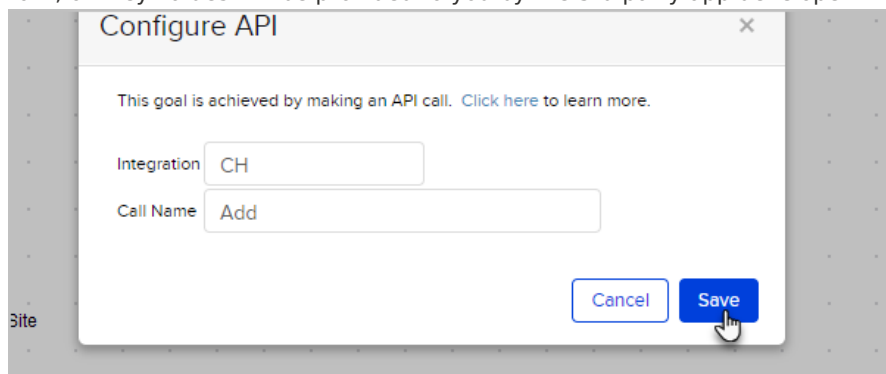
1. Drag an API goal onto the canvas.



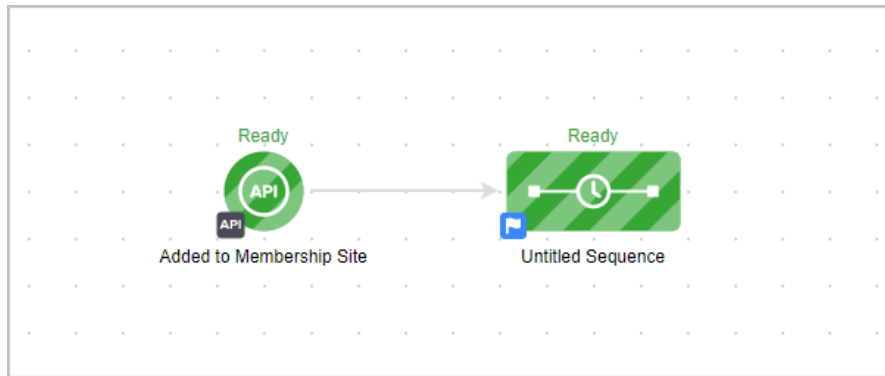
2. Double-click it or single click and choose View and edit.



3. Configure the API goal. The **Integration** and **Call Name** can be anything you want, or they values will be provided to you by the 3rd party app developer.



4. Connect the API goal to an active sequence and test your API call.



5. For more information about our REST API, please see our developer documentation, [here](#).
-