

# Getting Started<sup>®</sup>

---

This article applies to:

[Pro](#)

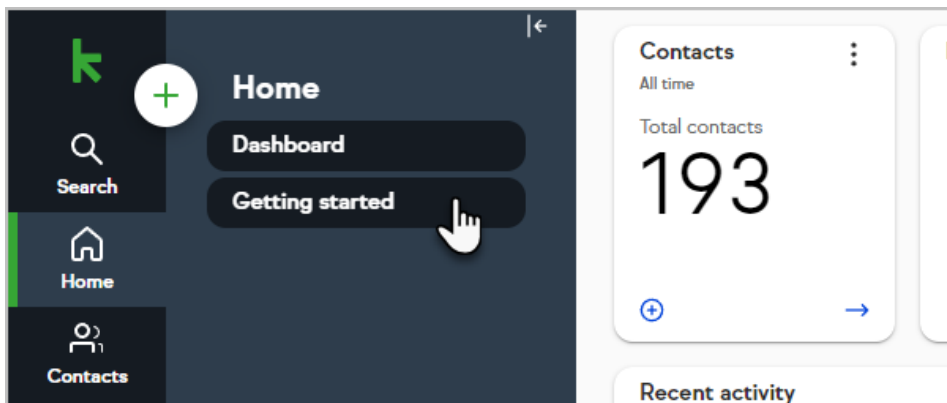
[Max](#)

Long introduction:

The **Getting Started** page is a dedicated resource to guide you on how to setup your application. Keep has created a video library and a checklist for ideas on how to get the most out of your application. This page is great for brand new users as well as anyone looking to branch out and explore a new feature.

## Access the Getting Started page

You can access the Getting Started page by clicking **Home > Getting Started** on your application's navigation menu.









## Instructional Videos

We've created some helpful videos and articles to highlight how you can use your application.

**Set up the essentials**

0 of 6 completed

- 1 Add or import contacts  8 mins >
- 2 Organize contacts with tags  5 mins >
- 3 Update "My profile" information  2 mins >
- 4 Update your "Business profile" information  2 mins >
- 5 Download the Keep mobile app  2 mins >
- 6 Connect your favorite tools  3 mins >

**Organize your calls, texts and emails**

0 of 4 completed

- 1 Set up a business phone number  2 mins >